

Innovating with the Multimodalities-Entextualization Cycle in Language Across the Curriculum (LAC) to Improve ESL Junior Secondary Students' English Literacy

Materials tried out in teachers' lessons:

The Mills and Me: An LAC Collaboration [Teacher Version]

The following materials are designed by

Dr Yiqi Liu

Assistant Professor, Department of English Language Education, The Education University of Hong Kong

Miss Yi Cui

Senior Research Assistant, Department of English Language Education, The Education University of Hong Kong
and

Ms. Yin Yuk Chow

New Asia Middle School

The lesson materials tried out represented an LAC collaboration between the **History (S4-6)**, **Geography (S-6)** departments and the **English** department.

The LAC project is supported by Seed Funding Grant (2020/21) and CRAC Grant (2021/22),
The Education University of Hong Kong.

Copyright © 2022 The Education University of Hong Kong

All rights reserved.

The Mills and Me



The LAC Unit Overview

Chapter in History	<p>Topic 4 History, culture and heritage of early Hong Kong region</p> <ul style="list-style-type: none"> - Traditional customs and festivals
Suggestions	<ul style="list-style-type: none"> - The text structure of the genre “Information Reports” (Classification/Definition ^information in different aspects) and the Star Mind Map should be integrated as resources for analyzing reading, thinking and planning for writing/speaking in both the postcard and the presentation LAC lessons; - “Postcard” is not a genre, but an “all-purpose” informal form of writing that can achieve multifarious social functions/genres associated with a given time and place, i.e., to describe a place of interest or a person the writer has met in a trip, to recount travelling experience, to recount briefly historic events of a city/country, or even to argue a point of view associated with a given place and time. - The key stages of “postcard” is “Greetings and update” ^ “More news” (This is where different genres can come into play.) ^*Closing and connection”. - While students should plan the writing content using the genre of Information Reports , they should use informal style of English, e.g., contractions.

Learning Objectives	<p>Content learning objectives:</p> <p>At the end of the module, students can:</p> <ol style="list-style-type: none">1) recount the history of Hong Kong's manufacturing industry;2) and appreciate Hong Kong's cultural heritage conservation projects exemplified by the Mills. <p>Language learning objectives:</p> <p>At the end of the module, students can:</p> <ol style="list-style-type: none">1) identify the writing format of postcards;2) identify the text structure of an Information Report;3) use simple present to define and describe places in the postcard;4) use past simple to describe what they did in the postcard;5) and use informal English style (e.g. contractions) in the postcard.
----------------------------	--

Table of Contents

Part 1: What do you know about the place?

Task 1 (Pre-reading) What do you know about the place?

Task 2 (Reading) *A Hong Kong Story in Tsuen Wan*

Language support 1 - Information Reports and the Star Mind Map

Language support 2- Typical language use in Information Reports (I): Language for defining

Language support 3-Typical language use in Information Reports (II): Language for description

Task 3 (Reading) *A Postcard from Scotland*

Task 4 (Writing) A postcard about your trip

Part 2: An Information Report Presentation about a place of interest in Hong Kong

Part 1: What do you know about the place?

Task 1 (Pre-reading) Watch [the video clip](#) (until 0:45). Can you tell your classmates what this place is? What have you learnt about this in your History lessons?

Your answer:

Task 2 (Reading) A Hong Kong Story in Tsuen Wan

You are going to read a text of the Information Report genre. Information Report is written to describe something or someone in detail. Fill in the Star Mind Map after reading.

A Hong Kong Story in Tsuen Wan

The Mills is a revitalization project by Nan Fung Group. Formerly called Nan Fung Cotton Mills, the building dates back to Tsuen Wan's history as a textile manufacturing district in Hong Kong. The first textile manufacturers arrived in Hong Kong in the 1940s from Shanghai. Since then, the business rapidly developed. When Nan Fung Cotton Mills was established in 1954, 30 per cent of manufacturing workers were in textiles. However, in the 1980s and 1990s, rising land and labour costs gradually forced textile production to move to the Mainland. Nan Fung Textiles ceased operation in 2008. The building was used as warehouses until the revitalization project began in 2013.

Now this Tsuen Wan factory building has taken on new life. The 264,000 square feet space is a new home for Hong Kong's modern fashion and textile industry. The Mills consists of three major areas. The first is Mills Fabrica, a gallery and shopping area aiming to help young creators and small start-ups. There is also the Centre for Heritage, Arts and Textile, known as CHAT. The final component, the Shopfloor, is a space showcasing the work of artists, designers, and local talents.

Visitors consider the Mills as an extraordinary revitalization project as it retains the legacy of Hong Kong's textile history. There are often many lessons to be learned from the past.

Adapted from:

<https://www.timeout.com/hong-kong/art/the-mills>

<https://www.themills.com.hk/en/about-the-mills/history-heritage/>

<https://www.discoverhongkong.com/eng/explore/neighbourhoods/tsuen-wan/weaving-a-story-of-tsuen-wan-s-past.html>

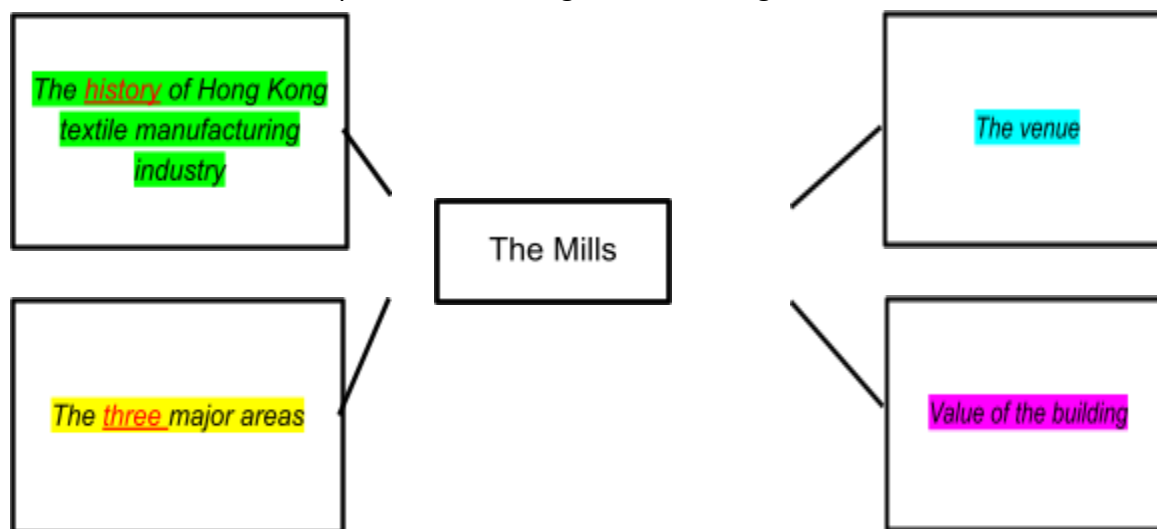
The reading above is an **Information Report**. An Information Report is a text type that gives information on a class of things (e.g. a historical building). There are usually two stages in Information Reports:

-Stage 1 **Definition**: define the topic or the thing.

-Stage 2 **Information of different aspects**: describe different aspects of the topic, one by one.

You can understand main ideas of the Information Report texts using the **Star Mind Map**.

1. Fill in the Star Mind Map below according to the Reading.



2. In the text, underline language that tells you what The Mills is or has.

Language support 2- Typical language use in Information Reports (I):

Language of Defining

As you can see, what you have underlined are associated with **linking verbs**:

-A is (called) B

e.g., *The Mills **is** a revitalization project by Nan Fung Group.*

e.g., *Formerly **called**...*

3. In the 2nd part of Information Reports, we will talk about different aspects of a place or a person. *The following words give you **more** details about The Mills.*

Language support 3- Typical language use in Information Reports (II): Language of Description

*As you may see, we can use nouns, present participles (doing), adverbs and adjectives **to give more details about something or the action.***

1. **What** is it? (nouns, doing)
*-a **revitalization** project, **labour** costs*
*-a **gallery** and **shopping** area*

2. **When** did it happen? (*in...*)
***in** 1954, **in** the 1980s and 1990s, **in** 2008, **in** 2013*

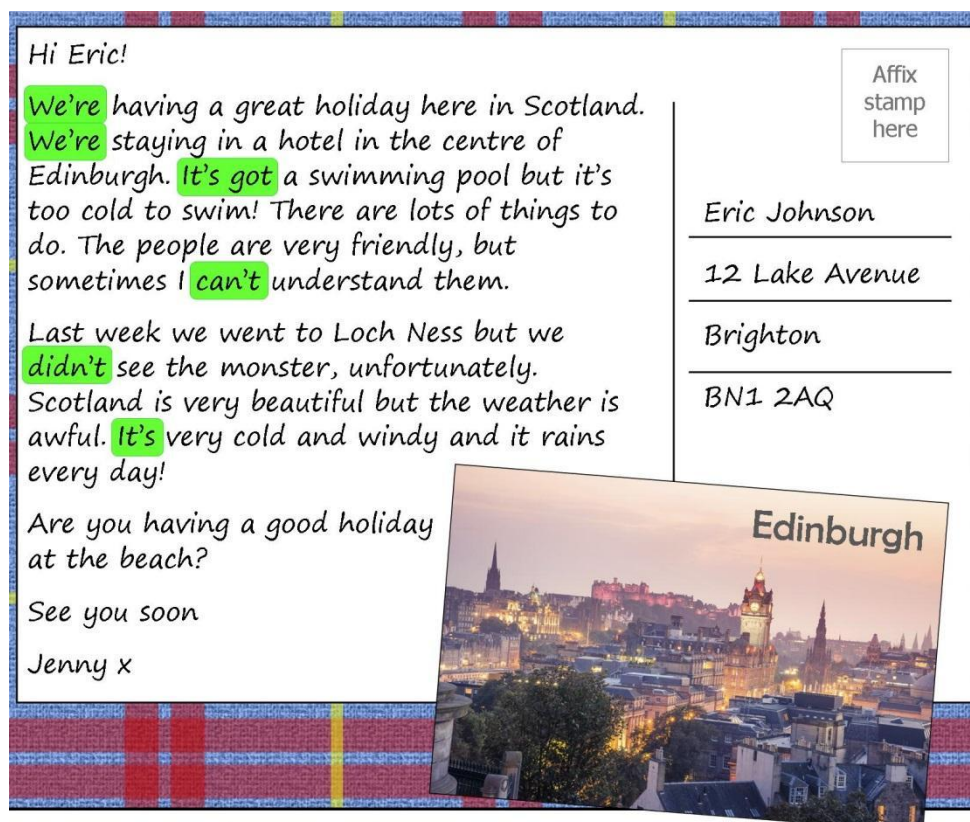
3. **Where** is it/ did it happen? (*in...; to...*)
***in** Hong Kong, **in** textiles, **to** the Mainland*

4. **How** is/was it (done)? (adverbs and adjectives)
gradually, rapidly,
extraordinary, many, young, small, new, final

Task 3 (Reading) A Postcard from Scotland

A postcard is a short message that you mail to your friends and family without an envelope. A postcard usually has a picture on the front and two divided sections, one for the message and the other for the address on the back.

Read the following example and learn how to write a good postcard message. Contractions (e.g., we're and it's) are often used.



Put down expressions used in the above postcard for different part of a postcard

Parts of a Postcard	Expressions
Part I: Greetings and update *Choice of tenses: Use the simple present or the present continuous for the update.	Greeting (put down the name of the person receiving the postcard): <u>Hi Eric!</u> Update (in the present continuous or in the simple present tense): <u>We're having a great holiday here in Scotland.</u>
Part II: More news (about different aspects of the place/people in the picture= <u>a mini Information Report</u>) *Choice of tenses:	About the hotel we are staying: <u>We're staying in a hotel in the centre of Edinburgh. It's got a swimming pool but it's too cold to swim!</u> About what to do in Edinburgh: <u>There are lots of things to do.</u> About the people in Edinburgh:

<p>(1) the present continues are on-going actions;</p> <p>(2) The simple past for past events;</p> <p>(3) The simple present for the general truth about the place.</p>	<p><i>The people are very friendly, but sometimes I can't understand them.</i></p> <p>About what we did in the place:</p> <p><u><i>Last week we went to Loch Ness but we didn't see the monster, unfortunately.</i></u></p> <p>About the weather</p> <p><i>Scotland is very beautiful but the weather is awful. It's very cold and windy and it rains every day!</i></p>
<p>Part III:</p> <p>Closing and connection</p>	<p><i>Are you having a good holiday at the beach?</i></p> <p>(Connection)</p> <p><i>See you soon</i></p> <p><i>Jenny x</i> (Closing of the message)</p>




Task 4 (Writing) A postcard about your trip

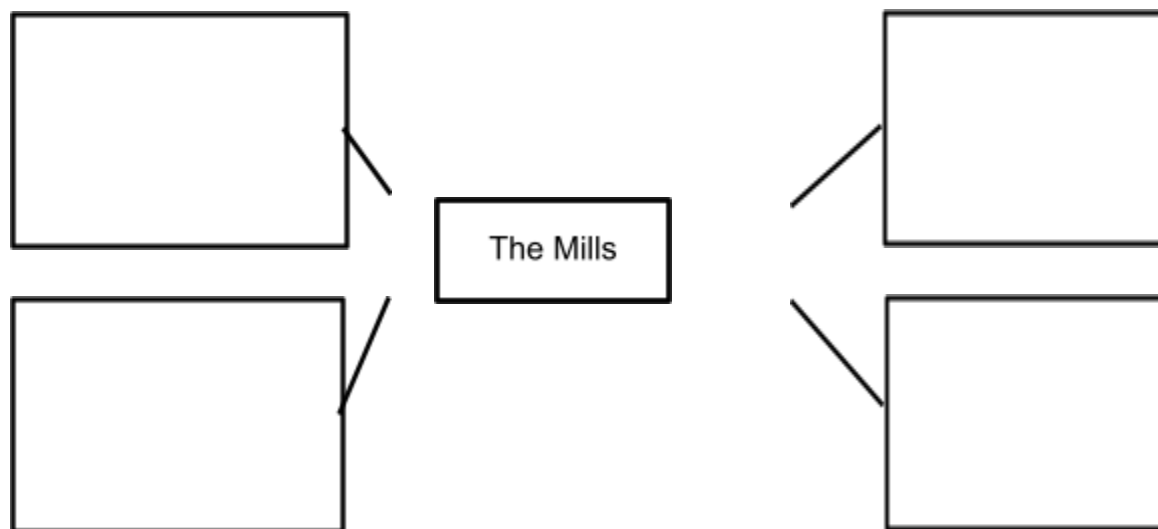
Hong Kong has been known for its unique culture and history, which are shown in places of interests across different districts. Watch the virtual tours about The Mills (e.g., <https://youtu.be/3jT17hvYZSY>; <https://www.youtube.com/watch?v=iic3ae-yOls>) at home and write a postcard to your friend.

Make sure you use the overall format of a postcard and in the second paragraph, use the structure of Information Reports (Definition^ Detailed descriptions). Write more than three sentences. Use contractions where appropriate.

- A.  Firstly, find a nice photo about the place. Stick it below



- B. Plan the content: think about what you are going to write about the place using the Star Mind Map based on the virtual tour trip videos and your knowledge and experience:



- C. Next, write the postcard message about it. Use the tenses properly (i.e., the simple past tense for what you did and the simple present about general truth about the place).

Part I and Part III of the postcard message have been given to you. Fill in the address, the recipient's name and your name.



Hello _____ (Hint: Greeting)!

I am in The Mills. _____

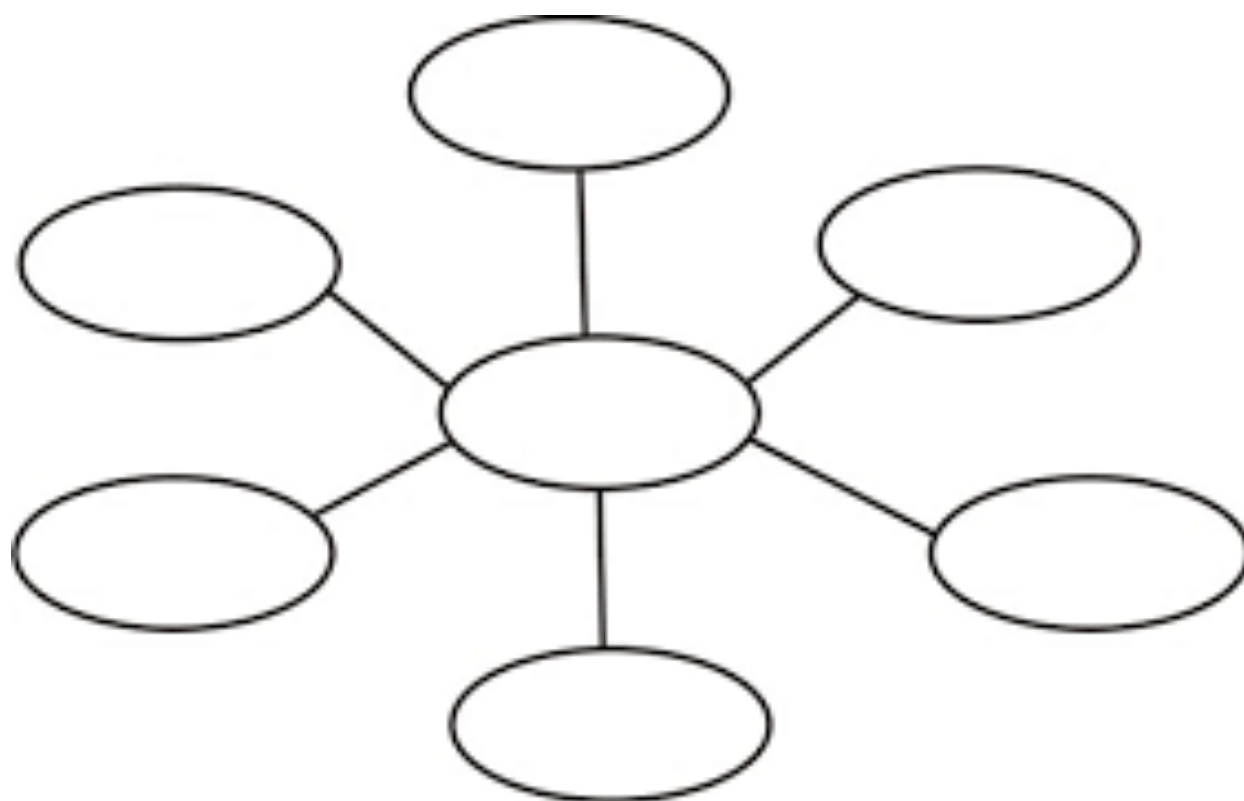
See you soon,

_____ (Hint: Your name)

(Hint: Address)

Part 2: An Information Report Presentation about a place of interest in Hong Kong

Plan your presentation about the Mills in Tsuen Wan after visiting it in person. Use the Star Mind Map to plan your presentation and use the language features learnt from Task 2.



The Mills and Me



Today's agenda

You will be learning about:

- the history of HK manufacturing industry
- how to write a postcard

You will be working on:

- Task 1 What do you know about the place
- Task 2 (reading) A Hong Kong Story in Tsuen Wan
- Task 3 (reading) A Postcard from Scotland
- Task 4 (writing) A postcard about your trip





TASK 1

What do you know about the place?

watch the video

1. What is this place?
2. What have you learnt about this in your History lessons?

A VIRTUAL

JOURNALIT 2020

0:03 / 8:42

CC

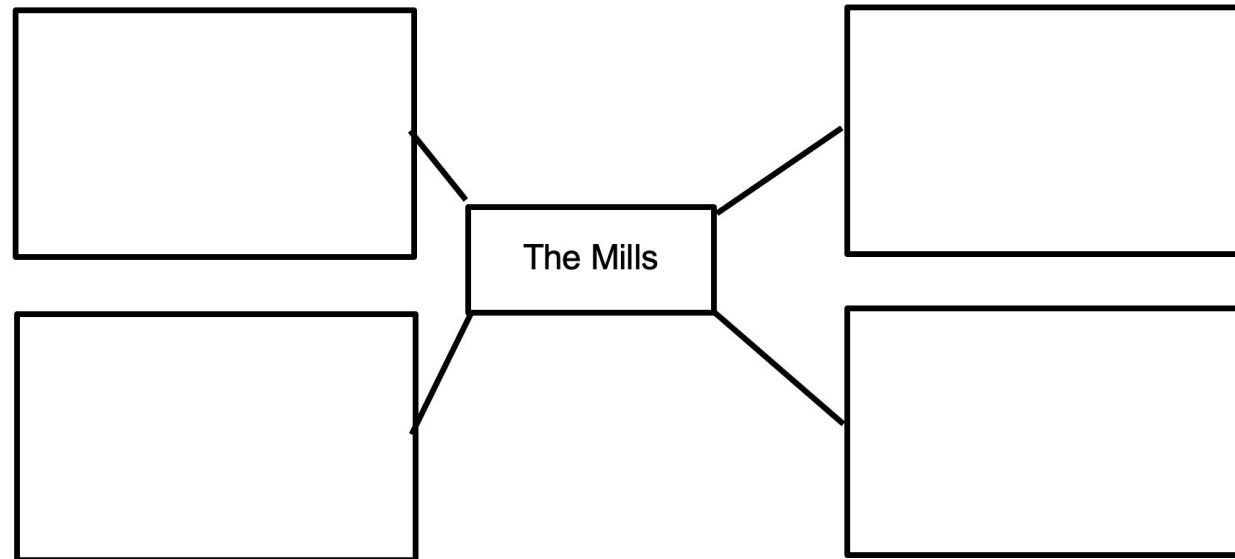
HD

Task 2 (reading)

A Hong Kong Story in Tsuen Wan



Read the text on your worksheet and fill in the Star Mind Map after reading.



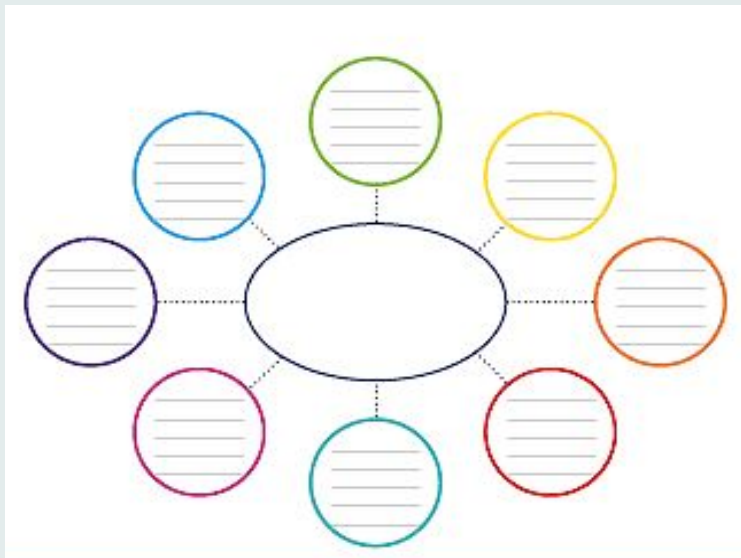
- The text is an *Information Report*.
- An Information Report is a text type that gives information on a class of things (e.g. a historical building).

stages of information reports

1. Definition: define the topic or the thing.

2. Information of different aspects: describe different aspects of the topic, one by one.

Let's understand the main ideas of Information Report texts using the “Definition^Infomration of different aspects” structure and the **Star Mind Map**.



Read the text and fill in its Star Mind Map

(Read for the meaning first. It's fine not to know every word. 😊)

A Hong Kong Story in Tsuen Wan

The Mills is a revitalization project by Nan Fung Group. Formerly called Nan Fung Cotton Mills, the building dates back to Tsuen Wan's history as a textile manufacturing district in Hong Kong. The first textile manufacturers arrived in Hong Kong in the 1940s from Shanghai. Since then, the business rapidly developed. When Nan Fung Cotton Mills was established in 1954, 30 per cent of manufacturing workers were in textiles. However, in the 1980s and 1990s, rising land and labour costs gradually forced textile production to move to the Mainland. Nan Fung Textiles ceased operation in 2008. The building was used as warehouses until the revitalization project began in 2013.

Now this Tsuen Wan factory building has taken on new life. The 264,000 square feet space is a new home for Hong Kong's modern fashion and textile industry. The Mills consists of three major areas. The first is Mills Fabrica, a gallery and shopping area aiming to help young creators and small start-ups. There is also the Centre for Heritage, Arts and Textile, known as CHAT. The final component, the Shopfloor, is a space showcasing the work of artists, designers, and local talents.

Visitors consider the Mills as an extraordinary revitalization project as it retains the legacy of Hong Kong's textile history. There are often many lessons to be learned from the past.

Stage 1 of Information Reports:

Definition (What is this?)

A Hong Kong Story in Tsuen Wan

The Mills is a revitalization project by Nan Fung Group. Formerly called Nan Fung Cotton Mills, the building dates back to Tsuen Wan's history as a textile manufacturing district in Hong Kong. The first textile manufacturers arrived in Hong Kong in the 1940s from Shanghai. Since then, the business rapidly developed. When Nan Fung Cotton Mills was established in 1954, 30 per cent of manufacturing workers were in textiles. However, in the 1980s and 1990s, rising land and labour costs gradually forced textile production to move to the Mainland. Nan Fung Textiles ceased operation in 2008. The building was used as warehouses until the revitalization project began in 2013.

Now this Tsuen Wan factory building has taken on new life. The 264,000 square feet space is a new home for Hong Kong's modern fashion and textile industry. The Mills consists of three major areas. The first is Mills Fabrica, a gallery and shopping area aiming to help young creators and small start-ups. There is also the Centre for Heritage, Arts and Textile, known as CHAT. The final component, the Shopfloor, is a space showcasing the work of artists, designers, and local talents.

Visitors consider the Mills as an extraordinary revitalization project as it retains the legacy of Hong Kong's textile history. There are often many lessons to be learned from the past.

Stage 2 of Information Reports: Information of different aspects

A Hong Kong Story in Tsuen Wan

Aspect 1:
The history of Hong
Kong textile
manufacturing industry

The Mills is a revitalization project by Nan Fung Group. Formerly called Nan Fung Cotton Mills, the building dates back to Tsuen Wan's history as a textile manufacturing district in Hong Kong. The first textile manufacturers arrived in Hong Kong in the 1940s from Shanghai. Since then, the business rapidly developed. When Nan Fung Cotton Mills was established in 1954, 30 per cent of manufacturing workers were in textiles. However, in the 1980s and 1990s, rising land and labour costs gradually forced textile production to move to the Mainland. Nan Fung Textiles ceased operation in 2008. The building was used as warehouses until the revitalization project began in 2013.

Now this Tsuen Wan factory building has taken on new life. The 264,000 square feet space is a new home for Hong Kong's modern fashion and textile industry. The Mills consists of three major areas. The first is Mills Fabrica, a gallery and shopping area aiming to help young creators and small start-ups. There is also the Centre for Heritage, Arts and Textile, known as CHAT. The final component, the Shopfloor, is a space showcasing the work of artists, designers, and local talents.

Visitors consider the Mills as an extraordinary revitalization project as it retains the legacy of Hong Kong's textile history. There are often many lessons to be learned from the past.

Stage 2 of Information Reports: Information of different aspects

A Hong Kong Story in Tsuen Wan

Aspect 2:
The venue

The Mills is a revitalization project by Nan Fung Group. Formerly called Nan Fung Cotton Mills, the building dates back to Tsuen Wan's history as a textile manufacturing district in Hong Kong. The first textile manufacturers arrived in Hong Kong in the 1940s from Shanghai. Since then, the business rapidly developed. When Nan Fung Cotton Mills was established in 1954, 30 per cent of manufacturing workers were in textiles. However, in the 1980s and 1990s, rising land and labour costs gradually forced textile production to move to the Mainland. Nan Fung Textiles ceased operation in 2008. The building was used as warehouses until the revitalization project began in 2013.

Now this Tsuen Wan factory building has taken on new life. The 264,000 square feet space is a new home for Hong Kong's modern fashion and textile industry. The Mills consists of three major areas. The first is Mills Fabrica, a gallery and shopping area aiming to help young creators and small start-ups. There is also the Centre for Heritage, Arts and Textile, known as CHAT. The final component, the Shopfloor, is a space showcasing the work of artists, designers, and local talents.

Visitors consider the Mills as an extraordinary revitalization project as it retains the legacy of Hong Kong's textile history. There are often many lessons to be learned from the past.

Stage 2 of Information Reports: Information of different aspects

A Hong Kong Story in Tsuen Wan

Aspect 3
The three major areas

The Mills is a revitalization project by Nan Fung Group. Formerly called Nan Fung Cotton Mills, the building dates back to Tsuen Wan's history as a textile manufacturing district in Hong Kong. The first textile manufacturers arrived in Hong Kong in the 1940s from Shanghai. Since then, the business rapidly developed. When Nan Fung Cotton Mills was established in 1954, 30 per cent of manufacturing workers were in textiles. However, in the 1980s and 1990s, rising land and labour costs gradually forced textile production to move to the Mainland. Nan Fung Textiles ceased operation in 2008. The building was used as warehouses until the revitalization project began in 2013.

Now this Tsuen Wan factory building has taken on new life. The 264,000 square feet space is a new home for Hong Kong's modern fashion and textile industry. The Mills consists of three major areas. The first is Mills Fabrica, a gallery and shopping area aiming to help young creators and small start-ups. There is also the Centre for Heritage, Arts and Textile, known as CHAT. The final component, the Shopfloor, is a space showcasing the work of artists, designers, and local talents.

Visitors consider the Mills as an extraordinary revitalization project as it retains the legacy of Hong Kong's textile history. There are often many lessons to be learned from the past.

Stage 2 of Information Reports: Information of different aspects

A Hong Kong Story in Tsuen Wan

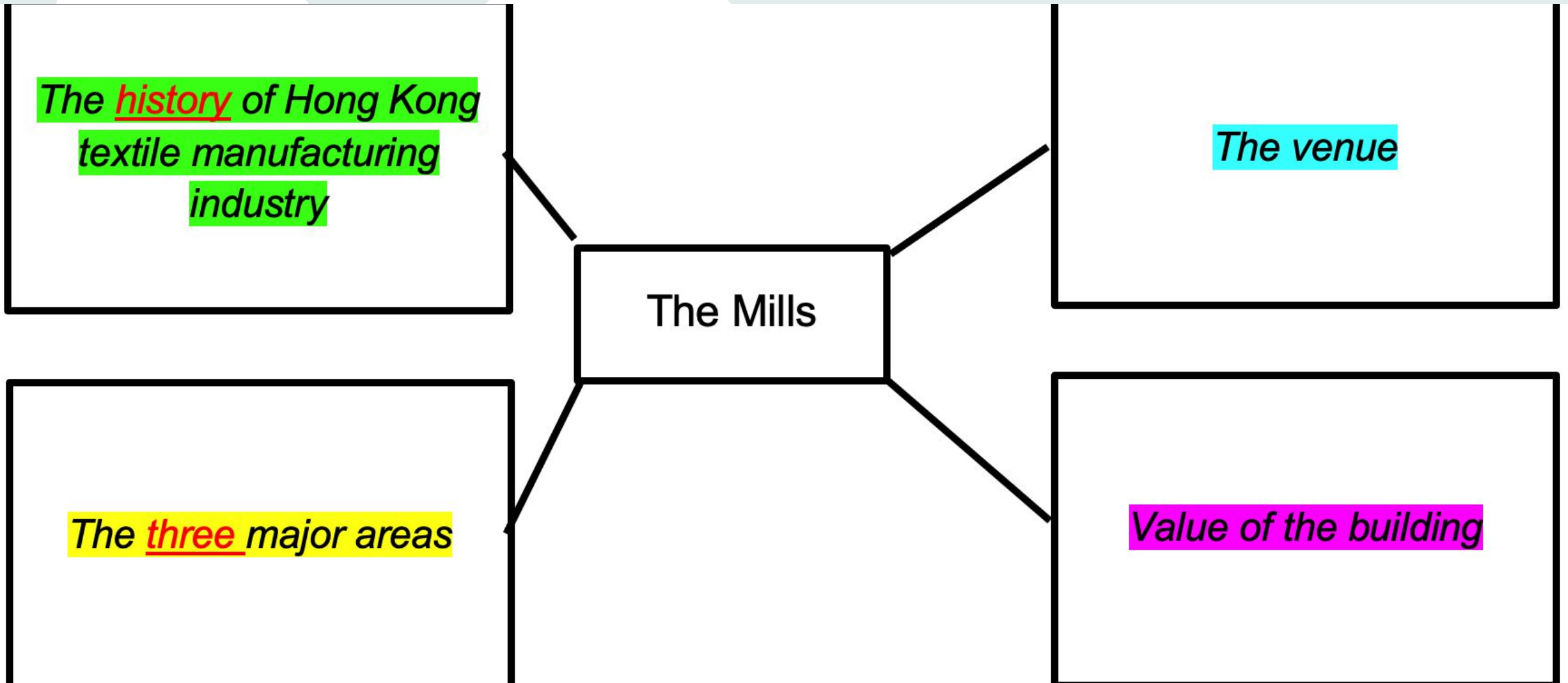
Aspect 4
Value of the
building

The Mills is a revitalization project by Nan Fung Group. Formerly called Nan Fung Cotton Mills, the building dates back to Tsuen Wan's history as a textile manufacturing district in Hong Kong. The first textile manufacturers arrived in Hong Kong in the 1940s from Shanghai. Since then, the business rapidly developed. When Nan Fung Cotton Mills was established in 1954, 30 per cent of manufacturing workers were in textiles. However, in the 1980s and 1990s, rising land and labour costs gradually forced textile production to move to the Mainland. Nan Fung Textiles ceased operation in 2008. The building was used as warehouses until the revitalization project began in 2013.

Now this Tsuen Wan factory building has taken on new life. The 264,000 square feet space is a new home for Hong Kong's modern fashion and textile industry. The Mills consists of three major areas. The first is Mills Fabrica, a gallery and shopping area aiming to help young creators and small start-ups. There is also the Centre for Heritage, Arts and Textile, known as CHAT. The final component, the Shopfloor, is a space showcasing the work of artists, designers, and local talents.


Visitors consider the Mills as an extraordinary revitalization project as it retains the legacy of Hong Kong's textile history. There are often many lessons to be learned from the past.

The Star Mind Map



Language of Defining

In the text, underline language that tells you what The Mills is or has.





Language of Defining

As you can see, what you have underlined are associated with linking verbs:

-A is (called) B

e.g., The Mills is a revitalization project by Nan Fung Group.

e.g., Formerly called...

Language of Description

Nouns, present participles (doing), adverbs and adjectives to give more details about things or actions in the 2nd stage
“Information of Different Aspects” of the Information Report text.

1. **What** is it? (nouns, doing)
-a **revitalization** project, labour costs
-a **gallery** and **shopping** area
2. **When** did it happen? (in...)
in 1954, in the 1980s and 1990s, in 2008, in 2013
3. **Where** is it/ did it happen? (in...; *to*...)
in Hong Kong, in textiles, to the Mainland
4. **How** is/was it (done)? (adverbs and adjectives)
gradually, rapidly,
extraordinary, many, young, small, new, final

A wide-angle landscape photograph of a Scottish coastline. In the foreground, a grassy slope leads down to a steep, rocky cliff face. The cliff is covered in patches of green moss and grass. To the right, the ocean stretches to the horizon under a dramatic, cloudy sky. In the distance, a small town or village is visible on a flat plain.

A Postcard from Scotland

TASK 3 (Reading)

What is a postcard?

- A postcard is a short message sent without an envelope.
- A postcard usually has a picture on the front and two divided sections, one for the message and the other for the address on the back.



Hi Eric!

We're having a great holiday here in Scotland. We're staying in a hotel in the centre of Edinburgh. It's got a swimming pool but it's too cold to swim! There are lots of things to do. The people are very friendly, but sometimes I can't understand them.

Last week we went to Loch Ness but we didn't see the monster, unfortunately. Scotland is very beautiful but the weather is awful. It's very cold and windy and it rains every day!

Are you having a good holiday at the beach?

See you soon

Jenny x

Affix
stamp
here

Eric Johnson

12 Lake Avenue

Brighton


BN1 2AQ



Read the postcard and learn how to write a good postcard message.

Contractions (e.g., we're and it's) are often used.

Put down expressions used in the above postcard for different part of a postcard

Parts of a Postcard	Expressions
Part I: Greetings and update *Choice of tenses: Use the simple present or the present continuous for the update.	Greeting (put down the name of the person receiving the postcard): <u>Hi</u>  Update (in the present continuous or in the simple present tense): We're having a great holiday here in Scotland.

Parts of a Postcard

Part II:

More news

(about different aspects of the place/people in the picture= a mini Information Report)

*Choice of tenses:

- (1) the present continues are on-going actions;
- (2) The simple past for past events;
- (3) The simple present for the general truth about the place.

Expressions

About the hotel we are staying:

We're staying in a hotel in the centre of Edinburgh. It's got a swimming pool but it's too cold to swim!

About what to do in Edinburgh:

The best thing to do in Edinburgh is

About the people in Edinburgh:

The people are very friendly, but sometimes I can't understand them.

About what we did in the place:

Last week we went to Loch Ness but we didn't see the

About the weather

Scotland is very beautiful but the weather is awful. It's very cold and windy and it rains every day!

Parts of a Postcard

Expressions

Part III:

Closing and connection

Are you having a good holiday at the beach?

(Connection)

See you soon

Jenny x **(Closing of the message)**

TASK 4 (writing)



A postcard about your trip

Hong Kong has been known for its unique culture and history, which are shown in places of interests across different districts. Watch the virtual tours about The Mills at home and write a postcard to your friend.

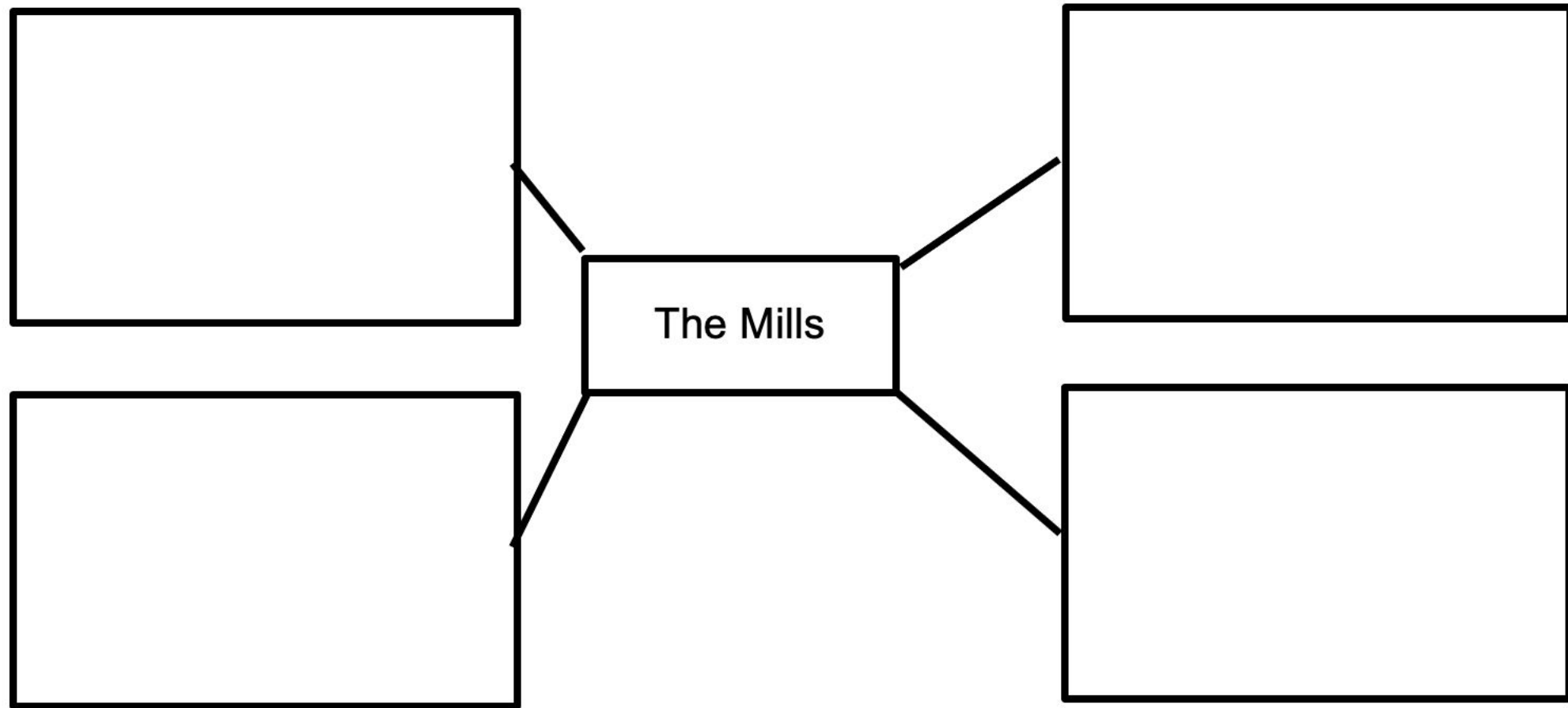
- use the **overall format** of a postcard
- use the structure of Information Reports (**Definition^ Detailed descriptions**) for Paragraph 2
- Write more than **three** sentences.
- Use **contractions** where appropriate.



A. find a nice photo about the place. Stick it below.



B. Plan the content: fill in the star mind map based on the videos and your personal experiences



C: write the postcard message

Hello _____ **(Hint: Greeting)!**

I am in The Mills. _____

See you soon,

_____ **(Hint: Your name)**

(Hint: Address)



I hope you will enjoy writing a postcard with a mini Information Report about your virtual trips. 😊

Information Report

Purpose

To classify and/or describe.



Classification

Introduce your topic.



Description

Organise your information in paragraphs using topic sentences.